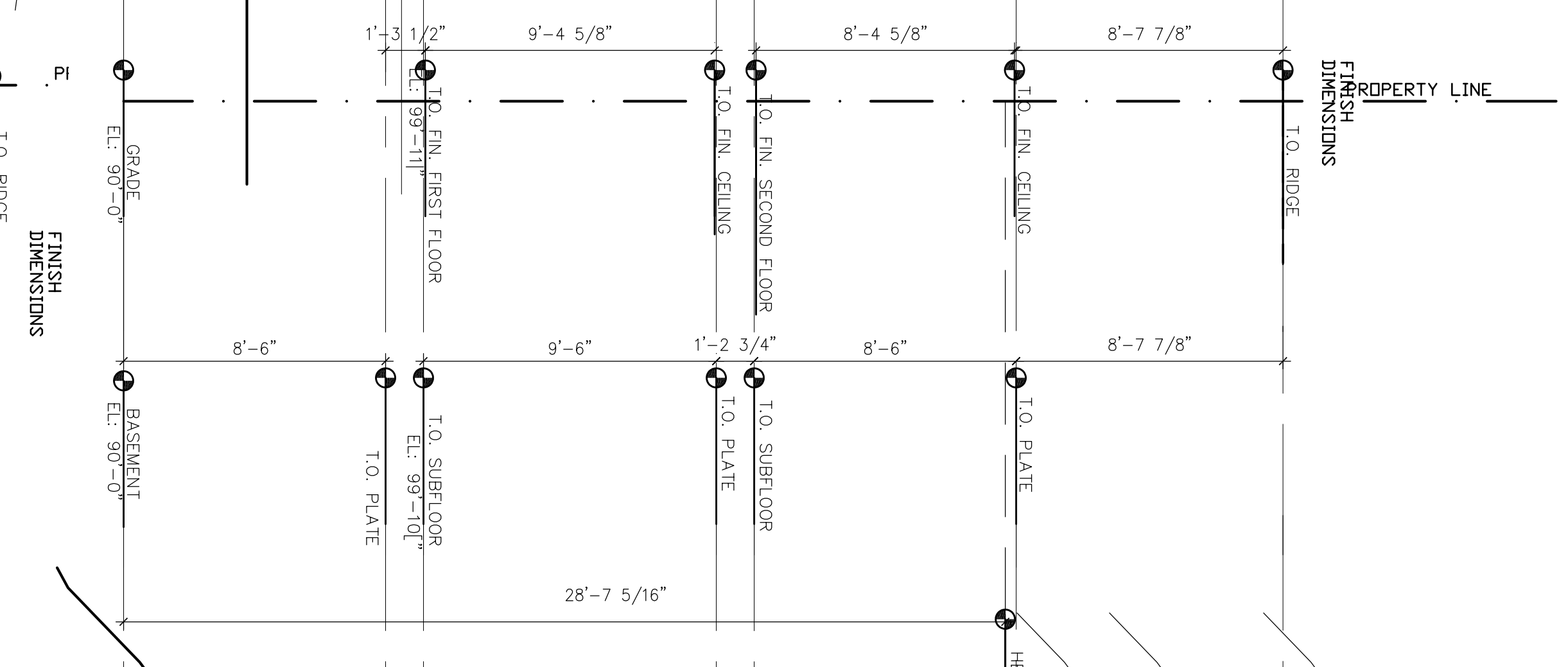
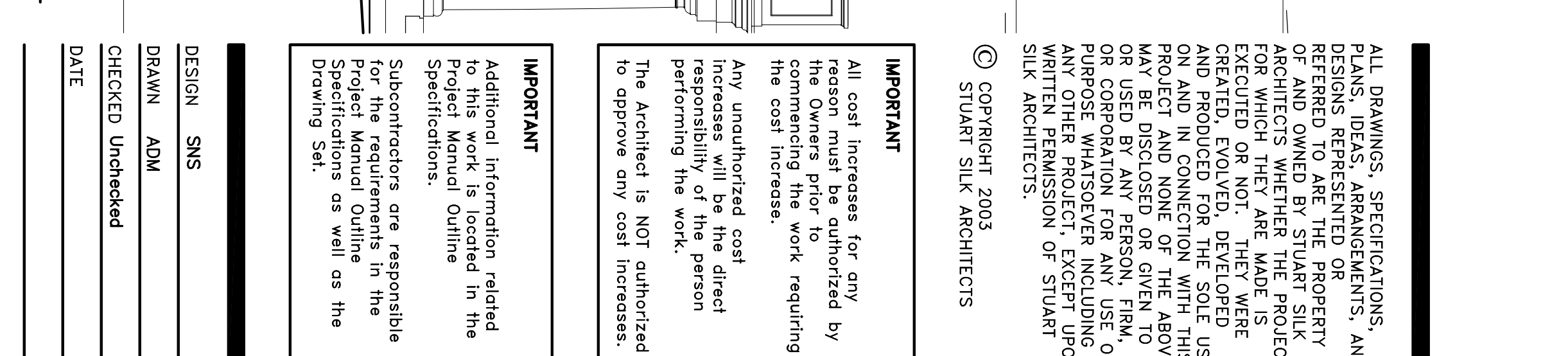




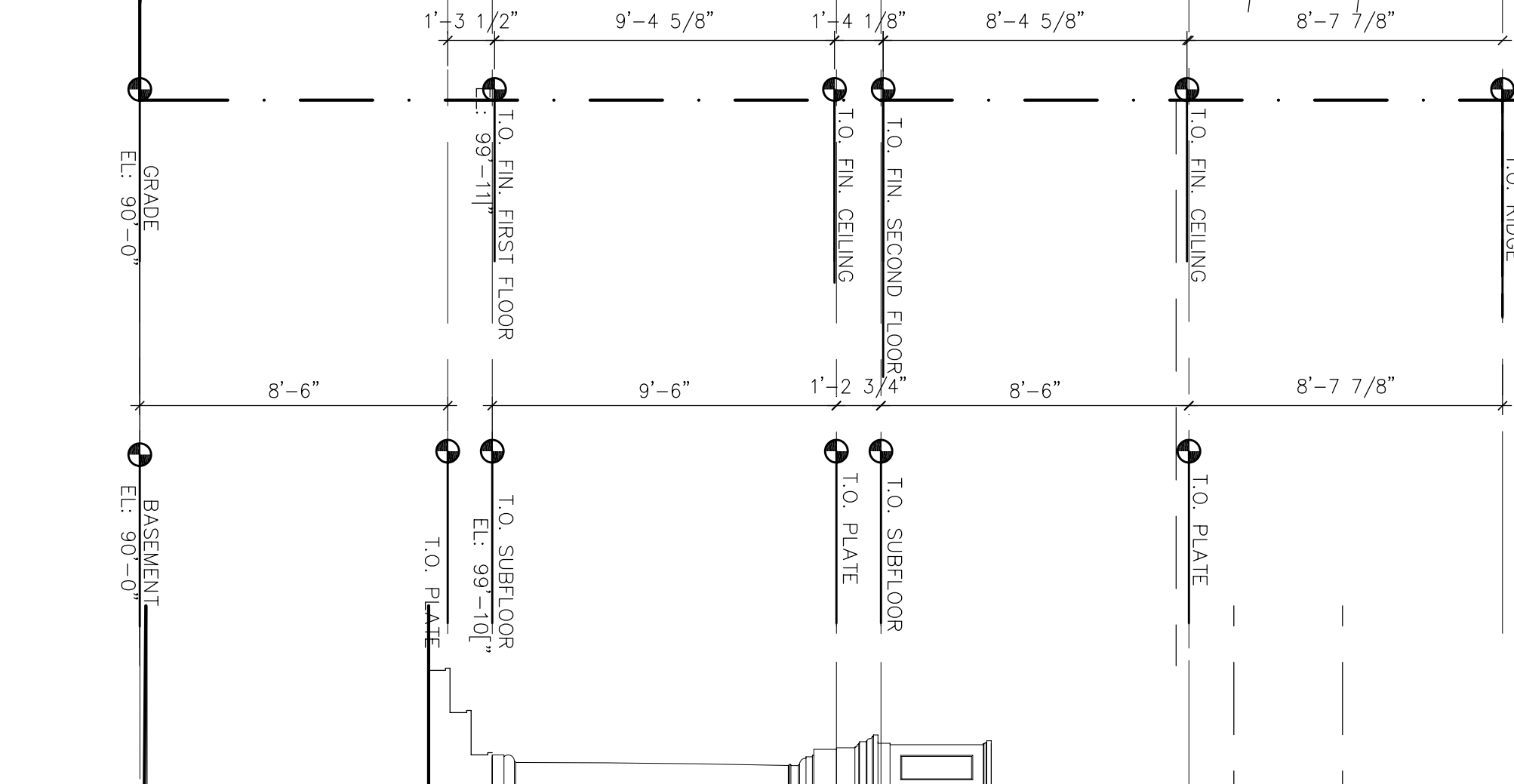
1 EXTERIOR ELEVATION / EAST
Scale 1/4" = 1'-0"
SLOPE BONUS



2 EXTERIOR ELEVATION / NORTH
Scale 1/4" = 1'-0"
SLOPE BONUS



3 EXTERIOR ELEVATION / WEST
Scale 1/4" = 1'-0"



4 EXTERIOR ELEVATION / SOUTH
Scale 1/4" = 1'-0"



ALL DRAWINGS, SPECIFICATIONS, PLANS, IDEAS, ARRANGEMENTS, AND DESIGNS REPRESENTED OR REFERRED TO ARE THE PROPERTY OF STUART SILK ARCHITECTS. ARCHITECTS WHETHER THE PROJECT FOR WHICH THEY ARE MADE IS EXECUTED OR NOT. THEY WERE CREATED, EVOLVED, DEVELOPED AND PRODUCED FOR THE SOLE USE AND BENEFIT OF THE CLIENT AND THE PROJECT AND NONE OF THE ABOVE MAY BE DISCLOSED OR GIVEN TO OR USED BY ANY PERSON, FIRM, OR CORPORATION FOR ANY USE, OR PURPOSE WHATSOEVER INCLUDING REPRODUCTION, REUSE, OR ANY OTHER WRITTEN PERMISSION OF STUART SILK ARCHITECTS.

© COPYRIGHT 2003
STUART SILK ARCHITECTS

IMPORTANT
All cost increases for any work not authorized by the drawings are the responsibility of the person performing the work. The Architect is NOT authorized to approve any cost increases.

IMPORTANT
Additional information related to this work is located in the Project Manual Outline Specifications.
Subcontractors are responsible for the requirements of the Project Manual Outline Specifications as well as the Drawing Set.

DESIGN SNS
DRAWN ADM
CHECKED Unchecked
DATE

Stuart Silk Architects
2400 NORTH 45th STREET
SEATTLE, WASHINGTON 98103
206 728 9300 PHONE
206 448 1317 FAX
generaloffice@stuartsilksilk.com

O'DOHERTY RESIDENCE
SHEET